



Parent Engagement

Parent Evening Attendance and Questionnaire Feedback

November 2022

Parent Evenings

Towards the end of the Autumn Term 2022, parents were invited to attend face to face or virtual / telephone meetings with class teachers.

Each Pathway had a week in which to offer meetings to parents, with all parent evenings taking two weeks overall to complete.

Annual EHCP review meetings are statutory and many were already taking place during the second half of the Autumn term and so therefore attendance at an EHCP meeting counted as parental engagement.

Below are the results showing the parental attendance of the whole school.

Whole School Numbers (207 pupils)			
Parent Evenings October 2022			
no. of parents attending parent evening in person	38	18%	87% Overall parental engagement
no. of parents attending via online / phone	65	31%	
no. of parents with an EHCP meeting this term	77	37%	

Parent evening attendance by pathway and class






























ENGAGE				EXPLORE				DEVELOP				DISCOVER				STEPPING ON			
	no. of parents attending parent evening in person	no. of parents attending via online / phone	no. of parents with an EHCP meeting this term		no. of parents attending parent evening in person	no. of parents attending via online / phone	no. of parents with an EHCP meeting this term		no. of parents attending parent evening in person	no. of parents attending via online / phone	no. of parents with an EHCP meeting this term		no. of parents attending parent evening in person	no. of parents attending via online / phone	no. of parents with an EHCP meeting this term		no. of parents attending parent evening in person	no. of parents attending via online / phone	no. of parents with an EHCP meeting this term
Olive 8 pupils	2 25%	4 50%	2 25%	Lilac 7 pupils	5 71%	2 29%		Pink 9 pupils	1 11%	5 56%	2 22%	Orange 11 pupils			10 91%	Olympic Rainbow 6 pupils	3 50%	2 33%	1 17%
Lavender 8 pupils	2 25%	5 62.5%	1 12.5%	Emerald 9 pupils	1 11%	4 44%		Magenta 9 pupils	3 33%	3 33%	3 33%	Indigo 7 pupils	1 14%	2 29%	3 43%	Olympic College 8 pupils			6 75%
Purple 5 pupils	2 40%		3 60%	Green 9 pupils	3 33%	3 33%		Coral 9 pupils			9 100%	Crimson 14 pupils			14 100%				
Violet 6 pupils	1 17%	3 50%		Lime 8 pupils		5 63%	1 13%	Amber 11 pupils			8 73%								
Blue 7 pupils	4 57%	2 29%		Yellow 10 pupils	1 10%	2 20%	3 30%	Scarlet 10 pupils	1 10%	3 30%	5 50%								
Navy 7 pupils	1 14%	5 71%		Aqua 7 pupils	1 14%	4 57%	2 29%	Ruby 10 pupils	3 30%	5 50%	1 10%								
Sapphire 7 pupils	2 29%	3 43%	1 14%	Turquoise 6 pupils	1 16%	3 50%	2 33%												
TOTALS				TOTALS				TOTALS				TOTALS				TOTALS			
	no. of parents attending parent evening in person	no. of parents attending via online / phone	no. of parents with an EHCP meeting this term		no. of parents attending parent evening in person	no. of parents attending via online / phone	no. of parents with an EHCP meeting this term		no. of parents attending parent evening in person	no. of parents attending via online / phone	no. of parents with an EHCP meeting this term		no. of parents attending parent evening in person	no. of parents attending via online / phone	no. of parents with an EHCP meeting this term		no. of parents attending parent evening in person	no. of parents attending via online / phone	no. of parents with an EHCP meeting this term
48	14 29%	22 46%	7 15%	55	12 22%	23 42%	8 15%	58	8 14%	16 28%	28 48%	32	1 3%	2 6%	27 84%	14	3 21%	2 14%	7 50%

90% parental engagement (43)	78% parental engagement (43)	90% parental engagement (52)	94% parental engagement (30)	86% parental engagement (12)
-------------------------------------	-------------------------------------	-------------------------------------	-------------------------------------	-------------------------------------

Parent Questionnaires

We are continually trying to engage and connect with our parents and carers.

We sent out an online questionnaire via our communication system, Class Dojo during November 2022.

Responses to Parental Questionnaire- sent out November 2022 94 parents replied- 45% of our school				
My child is happy at Heltwate School <input type="radio"/> Agree  90 Parents 95.7% <input type="radio"/> Disagree  1 Parent 1.1% <input type="radio"/> Don't know  3 Parents 3.2%	My child feels safe at Heltwate School <input type="radio"/> Agree  88 Parents 93.6% <input type="radio"/> Disagree  2 Parents 2.1% <input type="radio"/> Don't know  4 Parents 4.3%	Heltwate makes sure its pupils are well behaved <input type="radio"/> Agree  91 Parents 96.8% <input type="radio"/> Disagree  0 Parents 0% <input type="radio"/> Don't know  3 Parents 3.2%	My child has been bullied and Heltwate dealt with the bullying quickly and effectively. My Child has not been bullied 67 Parents 72% <input type="radio"/> Agree  12 Parent 12.9% <input type="radio"/> Disagree  1 Parent 1.1% <input type="radio"/> Don't know  13 Parents 14%	When I have raised concerns with the school they have been dealt with properly I have not raised any concerns 37 Parents 39.4% <input type="radio"/> Agree  52 Parents 55.3% <input type="radio"/> Disagree  3 Parents 3.2% <input type="radio"/> Don't know  2 Parents 2.1%
Heltwate School has high expectations for my child. <input type="radio"/> Agree  81 Parents 86.2% <input type="radio"/> Disagree  1 Parent 1.1% <input type="radio"/> Don't know  12 Parents 12.8%	Heltwate School lets me know how my child is doing <input type="radio"/> Agree  90 Parents 95.7% <input type="radio"/> Disagree  4 Parents 4.3% <input type="radio"/> Don't know  0 Parents 0%	My child does well at this school <input type="radio"/> Agree  86 Parents 91.5% <input type="radio"/> Disagree  1 Parent 1.1% <input type="radio"/> Don't know  7 Parents 7.4%	The school supports my child's wider personal development. <input type="radio"/> Agree  90 Parents 95.7% <input type="radio"/> Disagree  1 Parents 1.1% <input type="radio"/> Don't know  3 Parents 3.2%	I would recommend this school to another parent. <input checked="" type="checkbox"/> Yes  93 Parents 98.9% <input type="checkbox"/> No  2 Parents 2.1% One parent replied yes and no

This questionnaire invited parents and carers to respond to a series of questions closely linked to those available on the Ofsted Parentview website.

The questionnaire was sent out a total of three times over a two week period of time. In total, 94 of our 209 parents responded

