



# Heltwate School













Progress and Achievement- Non Academic Frameworks

Academic Year 2020-2021



# Whole School Non-Academic Framework Progress

## NON -ACADEMIC FRAMEWORKS

	INDEPENDENT LIVING	PERSONAL CARE & SELF HELP	CLASSROOM SKILLS	COMBINED
<b>Whole school</b>	 <b>47%</b>	 <b>45%</b>	 <b>41%</b>	 <b>44%</b>
<b>Whole school Pupil Premium</b>	 <b>38%</b>	 <b>35%</b>	 <b>30%</b>	 <b>34%</b>
<b>Whole school Non-Pupil Premium</b>	 <b>54%</b>	 <b>54%</b>	 <b>50%</b>	 <b>53%</b>



# Pathway data overview.

## So what does the data show us?

<b>WHOLE SCHOOL</b>	No. of pupils	<b>INDEPENDENT LIVING</b>		<b>PERSONAL CARE &amp; SELF HELP</b>		<b>CLASSROOM SKILLS</b>		<b>COMBINED</b>	<b>ACADEMIC FRAMEWORK- FOR COMPARISSON</b>
		No. of pupils and % making progress		No. of pupils and % making progress		No. of pupils and % making progress			
<b>WHOLE SCHOOL PUPILS making progress on the Non Academic frameworks</b>	<b>201</b>	<b>94</b>	<b>47%</b>	<b>92</b>	<b>46%</b>	<b>82</b>	<b>41%</b>	<b>45%</b>	<b>71%</b>
<b>WHOLE SCHOOL PP PUPILS making progress on the Non Academic frameworks</b>	<b>92</b>	<b>78</b>	<b>85%</b>	<b>31</b>	<b>34%</b>	<b>27</b>	<b>29%</b>	<b>49%</b>	<b>67%</b>
<b>WHOLE SCHOOL NON-PP PUPILS making progress on the Non Academic frameworks</b>	<b>109</b>	<b>59</b>	<b>54%</b>	<b>59</b>	<b>54%</b>	<b>54</b>	<b>50%</b>	<b>53%</b>	<b>74%</b>



# Pathway data overview.

## So what does the data show us?

<b>ENGAGE</b>	No. of pupils	<b>INDEPENDENT LIVING</b>		<b>PERSONAL CARE &amp; SELF HELP</b>		<b>CLASSROOM SKILLS</b>		<b>COMBINED</b>	<b>ACADEMIC FRAMEWORK- FOR COMPARISSON</b> (average)% of pupils making progress
		No. and % of pupils making progress		No. and % of pupils making progress		No. and % of pupils making progress			
ENGAGE pupils making progress on the Non Academic frameworks	<b>50</b>	34	<b>68%</b>	43	<b>86%</b>	40	<b>80%</b>	<b>78%</b>	<b>59%</b>
ENGAGE PP pupils making progress on the Non Academic frameworks	<b>20</b>	13	<b>65%</b>	17	<b>85%</b>	15	<b>75%</b>	<b>75%</b>	<b>49%</b>
ENGAGE NON-PP pupils making progress on the Non Academic frameworks	<b>30</b>	21	<b>70%</b>	26	<b>87%</b>	25	<b>83%</b>	<b>80%</b>	<b>66%</b>



# Pathway data overview.

## So what does the data show us?

<b>EXPLORE</b>	No. of pupils	<b>INDEPENDENT LIVING</b>		<b>PERSONAL CARE &amp; SELF HELP</b>		<b>CLASSROOM SKILLS</b>		<b>COMBINED</b>	<b>ACADEMIC FRAMEWORK- FOR COMPARISSON</b>
		No. and % of pupils making progress		No. and % of pupils making progress		No. and % of pupils making progress			
EXPLORE pupils making progress on the Non Academic frameworks	<b>25</b>	<b>19</b>	<b>76%</b>	<b>22</b>	<b>88%</b>	<b>17</b>	<b>68%</b>	<b>77%</b>	<b>72%</b>
EXPLORE PP pupils making progress on the Non Academic frameworks	<b>7</b>	<b>5</b>	<b>71%</b>	<b>6</b>	<b>86%</b>	<b>4</b>	<b>57%</b>	<b>71%</b>	<b>71%</b>
EXPLORE NON-PP pupils making progress on the Non Academic frameworks	<b>18</b>	<b>14</b>	<b>78%</b>	<b>16</b>	<b>89%</b>	<b>13</b>	<b>72%</b>	<b>80%</b>	<b>73%</b>



# Pathway data overview.

## So what does the data show us?

<b>DEVELOP</b>	No. of pupils	<b>INDEPENDENT LIVING</b>		<b>PERSONAL CARE &amp; SELF HELP</b>		<b>CLASSROOM SKILLS</b>		<b>COMBINED</b>	<b>ACADEMIC FRAMEWORK- FOR COMPARISSON</b> (average)% of pupils making progress
		No. and % of pupils making progress	No. and % of pupils making progress	No. and % of pupils making progress	No. and % of pupils making progress				
DEVELOP pupils making progress on the Non Academic frameworks	<b>76</b>	<b>29</b>	<b>38%</b>	<b>20</b>	<b>26%</b>	<b>17</b>	<b>23%</b>	<b>29%</b>	<b>90%</b>
DEVELOP PP pupils making progress on the Non Academic frameworks	<b>42</b>	<b>12</b>	<b>29%</b>	<b>6</b>	<b>14%</b>	<b>6</b>	<b>14%</b>	<b>19%</b>	<b>91%</b>
DEVELOP NON-PP pupils making progress on the Non Academic frameworks	<b>34</b>	<b>17</b>	<b>50%</b>	<b>14</b>	<b>41%</b>	<b>11</b>	<b>32%</b>	<b>41%</b>	<b>90%</b>



# Pathway data overview.

## So what does the data show us?

<b>DISCOVER HELTWATE</b>	No. of pupils	<b>INDEPENDENT LIVING</b>		<b>PERSONAL CARE &amp; SELF HELP</b>		<b>CLASSROOM SKILLS</b>		<b>COMBINED</b>	<b>ACADEMIC FRAMEWORK- FOR COMPARISSON</b> (average)% of pupils making progress
		No. and % of pupils making progress		No. and % of pupils making progress		No. and % of pupils making progress			
DISCOVER HELTWATE pupils making progress on the Non Academic frameworks	<b>17</b>	<b>0</b>	<b>0%</b>	<b>0</b>	<b>0%</b>	<b>8</b>	<b>47%</b>	<b>16%</b>	<b>67%</b>
DISCOVER HELTWATE PP pupils making progress on the Non Academic frameworks	<b>7</b>	<b>0</b>	<b>0%</b>	<b>0</b>	<b>0%</b>	<b>3</b>	<b>43%</b>	<b>14%</b>	<b>54%</b>
DISCOVER HELTWATE NON-PP pupils making progress on the Non Academic frameworks	<b>10</b>	<b>0</b>	<b>0%</b>	<b>0</b>	<b>0%</b>	<b>5</b>	<b>50%</b>	<b>17%</b>	<b>76%</b>



## Pathway data overview.

<b>DISCOVER ST.GEORGE'S</b>	No. of pupils	<b>INDEPENDENT LIVING</b>		<b>PERSONAL CARE &amp; SELF HELP</b>		<b>CLASSROOM SKILLS</b>		<b>COMBINED</b>	<b>ACADEMIC FRAMEWORK- FOR COMPARISSON</b>  (average)% of pupils making progress
		No. and % of pupils making progress	No. and % of pupils making progress	No. and % of pupils making progress	No. and % of pupils making progress				
DISCOVER ST.GEORGE'S pupils making progress on the Non Academic frameworks	<b>18</b>	<b>6</b>	<b>33%</b>	<b>0</b>	<b>0%</b>	<b>0</b>	<b>0%</b>	<b>11%</b>	<b>67%</b>
DISCOVER ST.GEORGE'S PP pupils making progress on the Non Academic frameworks	<b>8</b>	<b>2</b>	<b>25%</b>	<b>0</b>	<b>0%</b>	<b>3</b>	<b>38%</b>	<b>21%</b>	<b>72%</b>
DISCOVER ST.GEORGE'S NON-PP pupils making progress on the Non Academic frameworks	<b>10</b>	<b>4</b>	<b>40%</b>	<b>0</b>	<b>0%</b>	<b>0</b>	<b>0%</b>	<b>13%</b>	<b>60%</b>





## Pathway data overview.

<b>STEPPING ON</b>	No. of pupils	<b>INDEPENDENT LIVING</b>		<b>PERSONAL CARE &amp; SELF HELP</b>		<b>CLASSROOM SKILLS</b>		<b>COMBINED</b>	<b>ACADEMIC FRAMEWORK- FOR COMPARISSON</b> (average)% of pupils making progress
		No. and % of pupils making progress		No. and % of pupils making progress		No. and % of pupils making progress			
STEPPING ON pupils making progress on the Non Academic frameworks	<b>15</b>	<b>6</b>	<b>40%</b>	<b>6</b>	<b>40%</b>	<b>0</b>	<b>0%</b>	<b>27%</b>	<b>21%</b>
STEPPING ON PP pupils making progress on the Non Academic frameworks	<b>8</b>	<b>3</b>	<b>38%</b>	<b>3</b>	<b>38%</b>	<b>0</b>	<b>0%</b>	<b>25%</b>	<b>10%</b>
STEPPING ON NON-PP pupils making progress on the Non Academic frameworks	<b>7</b>	<b>3</b>	<b>43%</b>	<b>3</b>	<b>43%</b>	<b>0</b>	<b>0%</b>	<b>29%</b>	<b>34%</b>

