



# Heltwate School



















Progress and Achievement- Academic Framework

Academic Year 2020-2021



# Whole School Academic Progress

## ACADEMIC FRAMEWORK

	READING	WRITING	MATHS	SCIENCE	PSHE	COMBINED
<b>Whole school</b>	 <b>72%</b>	 <b>74%</b>	 <b>77%</b>	 <b>66%</b>	 <b>67%</b>	 <b>71%</b>
<b>Whole school Pupil Premium</b>	 <b>71%</b>	 <b>73%</b>	 <b>71%</b>	 <b>59%</b>	 <b>63%</b>	 <b>67%</b>
<b>Whole school Non-Pupil Premium</b>	 <b>73%</b>	 <b>75%</b>	 <b>82%</b>	 <b>72%</b>	 <b>67%</b>	 <b>74%</b>



## So what does the data show us?

<b>WHOLE SCHOOL</b>	No. of pupils	READING		WRITING		MATHS		SCIENCE		PSHE		COMBINED PROGRESS
<b>WHOLE SCHOOL PUPILS making progress on the Academic framework</b>	<b>201</b>	<b>145</b>	<b>72%</b>	<b>149</b>	<b>74%</b>	<b>154</b>	<b>77%</b>	<b>132</b>	<b>66%</b>	<b>134</b>	<b>67%</b>	<b>71%</b>
<b>WHOLE SCHOOL PP PUPILS making progress on the Academic framework</b>	<b>92</b>	<b>65</b>	<b>71%</b>	<b>67</b>	<b>73%</b>	<b>65</b>	<b>71%</b>	<b>54</b>	<b>59%</b>	<b>61</b>	<b>66%</b>	<b>68%</b>
<b>WHOLE SCHOOL NON-PP PUPILS making progress on the Academic framework</b>	<b>109</b>	<b>80</b>	<b>73%</b>	<b>82</b>	<b>75%</b>	<b>89</b>	<b>82%</b>	<b>78</b>	<b>72%</b>	<b>73</b>	<b>67%</b>	<b>74%</b>



## Pathway data overview.

<b>ENGAGE</b>	No. of pupils	<b>READING</b>		<b>WRITING</b>		<b>MATHS</b>		<b>SCIENCE</b>		<b>PSHE</b>		<b>COMBINED PROGRESS</b>
<b>ENGAGE pupils making progress on the Academic framework</b>	<b>50</b>	<b>32</b>	<b>64%</b>	<b>29</b>	<b>58%</b>	<b>28</b>	<b>56%</b>	<b>26</b>	<b>52%</b>	<b>32</b>	<b>64%</b>	<b>59%</b>
<b>ENGAGE PP pupils making progress on the Academic framework</b>	<b>20</b>	<b>11</b>	<b>55%</b>	<b>9</b>	<b>45%</b>	<b>8</b>	<b>40%</b>	<b>9</b>	<b>45%</b>	<b>12</b>	<b>60%</b>	<b>49%</b>
<b>ENGAGE NON-PP pupils making progress on the Academic framework</b>	<b>30</b>	<b>21</b>	<b>70%</b>	<b>20</b>	<b>67%</b>	<b>20</b>	<b>67%</b>	<b>17</b>	<b>57%</b>	<b>20</b>	<b>67%</b>	<b>66%</b>



## Pathway data overview.

<b>EXPLORE</b>	No. of pupils	<b>READING</b>		<b>WRITING</b>		<b>MATHS</b>		<b>SCIENCE</b>		<b>PSHE</b>		<b>COMBINED PROGRESS</b>
EXPLORE pupils making progress on the Academic framework	<b>25</b>	<b>18</b>	<b>72%</b>	<b>19</b>	<b>76%</b>	<b>17</b>	<b>68%</b>	<b>18</b>	<b>72%</b>	<b>18</b>	<b>72%</b>	<b>72%</b>
EXPLORE PP pupils making progress on the Academic framework	<b>7</b>	<b>5</b>	<b>71%</b>	<b>6</b>	<b>86%</b>	<b>4</b>	<b>57%</b>	<b>5</b>	<b>71%</b>	<b>5</b>	<b>71%</b>	<b>71%</b>
EXPLORE NON-PP pupils making progress on the Academic framework	<b>18</b>	<b>13</b>	<b>72%</b>	<b>13</b>	<b>72%</b>	<b>13</b>	<b>72%</b>	<b>14</b>	<b>78%</b>	<b>13</b>	<b>72%</b>	<b>73%</b>

## Pathway data overview.



<b>DEVELOP</b>	No. of pupils	<b>READING</b>		<b>WRITING</b>		<b>MATHS</b>		<b>SCIENCE</b>		<b>PSHE</b>		<b>COMBINED PROGRESS</b>
<b>DEVELOP</b> pupils making progress on the Academic framework	<b>76</b>	<b>71</b>	<b>93%</b>	<b>71</b>	<b>93%</b>	<b>74</b>	<b>97%</b>	<b>65</b>	<b>86%</b>	<b>63</b>	<b>83%</b>	<b>90%</b>
<b>DEVELOP PP</b> pupils making progress on the Academic framework	<b>42</b>	<b>40</b>	<b>95%</b>	<b>42</b>	<b>100%</b>	<b>41</b>	<b>98%</b>	<b>34</b>	<b>81%</b>	<b>35</b>	<b>83%</b>	<b>91%</b>
<b>DEVELOP NON-PP</b> pupils making progress on the Academic framework	<b>34</b>	<b>31</b>	<b>91%</b>	<b>30</b>	<b>88%</b>	<b>33</b>	<b>97%</b>	<b>31</b>	<b>91%</b>	<b>28</b>	<b>82%</b>	<b>90%</b>



# Pathway data overview.

<b>DISCOVER HELTWATE</b>	No. of pupils	<b>READING</b>		<b>WRITING</b>		<b>MATHS</b>		<b>SCIENCE</b>		<b>PSHE</b>		<b>COMBINED PROGRESS</b>
DISCOVER HELTWATE pupils making progress on the Academic framework	<b>17</b>	<b>10</b>	<b>59%</b>	<b>15</b>	<b>88%</b>	<b>14</b>	<b>82%</b>	<b>5</b>	<b>29%</b>	<b>13</b>	<b>76%</b>	<b>67%</b>
DISCOVER HELTWATE PP pupils making progress on the Academic framework	<b>7</b>	<b>4</b>	<b>57%</b>	<b>5</b>	<b>71%</b>	<b>5</b>	<b>71%</b>	<b>1</b>	<b>14%</b>	<b>4</b>	<b>57%</b>	<b>54%</b>
DISCOVER HELTWATE NON-PP pupils making progress on the Academic framework	<b>10</b>	<b>6</b>	<b>60%</b>	<b>10</b>	<b>100%</b>	<b>9</b>	<b>90%</b>	<b>4</b>	<b>40%</b>	<b>9</b>	<b>90%</b>	<b>76%</b>



## Pathway data overview.

<b>DISCOVER ST.GEORGE'S</b>	No. of pupils	<b>READING</b>		<b>WRITING</b>		<b>MATHS</b>		<b>SCIENCE</b>		<b>PSHE</b>		<b>COMBINED PROGRESS</b>
DISCOVER ST.GEORGE'S pupils making progress on the Academic framework	<b>18</b>	<b>13</b>	<b>72%</b>	<b>11</b>	<b>61%</b>	<b>16</b>	<b>89%</b>	<b>16</b>	<b>89%</b>	<b>4</b>	<b>22%</b>	<b>67%</b>
DISCOVER ST.GEORGE'S PP pupils making progress on the Academic framework	<b>10</b>	<b>8</b>	<b>80%</b>	<b>7</b>	<b>70%</b>	<b>10</b>	<b>100%</b>	<b>10</b>	<b>100%</b>	<b>1</b>	<b>10%</b>	<b>72%</b>
DISCOVER ST.GEORGE'S NON-PP pupils making progress on the Academic framework	<b>8</b>	<b>5</b>	<b>63%</b>	<b>4</b>	<b>50%</b>	<b>6</b>	<b>75%</b>	<b>6</b>	<b>75%</b>	<b>3</b>	<b>38%</b>	<b>60%</b>





# Pathway data overview.

STEPPING ON	No. of pupils	READING		WRITING		MATHS		SCIENCE		PSHE		COMBINED PROGRESS
STEPPING ON pupils making progress on the Academic framework	<b>15</b>	<b>1</b>	<b>7%</b>	<b>4</b>	<b>27%</b>	<b>5</b>	<b>33%</b>	<b>2</b>	<b>13%</b>	<b>4</b>	<b>27%</b>	<b>21%</b>
STEPPING ON PP pupils making progress on the Academic framework	<b>8</b>	<b>0</b>	<b>0%</b>	<b>1</b>	<b>13%</b>	<b>1</b>	<b>13%</b>	<b>0</b>	<b>0%</b>	<b>2</b>	<b>25%</b>	<b>10%</b>
STEPPING ON NON-PP pupils making progress on the Academic framework	<b>7</b>	<b>1</b>	<b>14%</b>	<b>3</b>	<b>43%</b>	<b>4</b>	<b>57%</b>	<b>2</b>	<b>29%</b>	<b>2</b>	<b>29%</b>	<b>34%</b>

